









# DSX-1044

## Intelligent Input Controller

- **32 Programmable Inputs**
- **2, 3, and 4 State Monitoring**
- **4 Digital (open collector) Outputs**
- **LED Status for each Input**
- **Flexible I/O Linking - Local & Panel to Panel**
- **Individual Intelligence / Scalable Architecture**
- **512K RAM / 512K Flash ROM**
- **Compatible with all existing DSX Controllers**
- **UL 294**     



### General Information

The DSX-1044 is an independent processing, 32 input, intelligent controller designed to be a cost effective building block in the DSX hardware platform that allows expansion in a scalable manner. Up to 128 inputs can be controlled from 1 enclosure for an efficient space saving package. Each DSX-1044 operates as a fully intelligent and independent controller that retains all data necessary for system operation in its own RAM. With its integral real-time Clock and Calendar it performs Time Zone control with Holiday overrides for inputs even when communication to the PC or other controllers is not available. The DSX-1044 carries a Limited 2 Year Warranty.

### Controller Architecture

The DSX-1044 Intelligent Controller may be used in conjunction with all other DSX Controllers as a Master or Slave in the controller network. Any controller may be designated as a Master or Slave controller. The Master or Slave mode of operation is determined by the panel's dip switch settings. The first panel of each location is designated as the Master while all others would be considered Slaves. The Master is responsible for communications to the PC and to the Slave panels. Up to 64 Controllers can be used in a single Location.

Up to four DSX-1044 controllers can be placed in a DSX-1040E Enclosure along with a DSX-1040CDM Communication Distribution Module. The controller can be placed in a 1042PKG mixed with DSX-1042 and DSX-1043 Controllers. The DSX-1044 contains an AM186 processor, 512K of RAM, 512K of Flash ROM, and a Real Time Clock. The DSX-1044 allows all door and field wiring connections to be made via removable terminal blocks. The DSX-1040CDM receives RS-485

communications from a possible previous panel and regenerates the 4 wire RS-485 to the next DSX Controller. The DSX-CDM also distributes Slave Controller communication to those Slave panels located within the same enclosure.

### Inputs

The DSX-1044 has 32 Programmable Inputs, The armed status of the inputs can be controlled by up to 4 Time Zones, I/O & Card Linking, and Manually from the PC. Each input has its own status LED that is on when the input is normal. Each input individually supports 2, 3, and 4 state point monitoring.

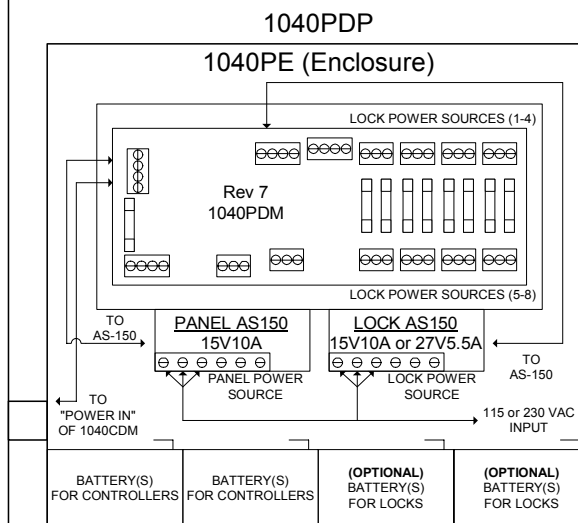
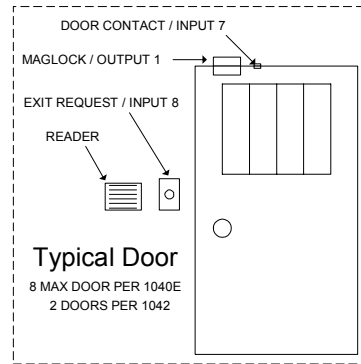
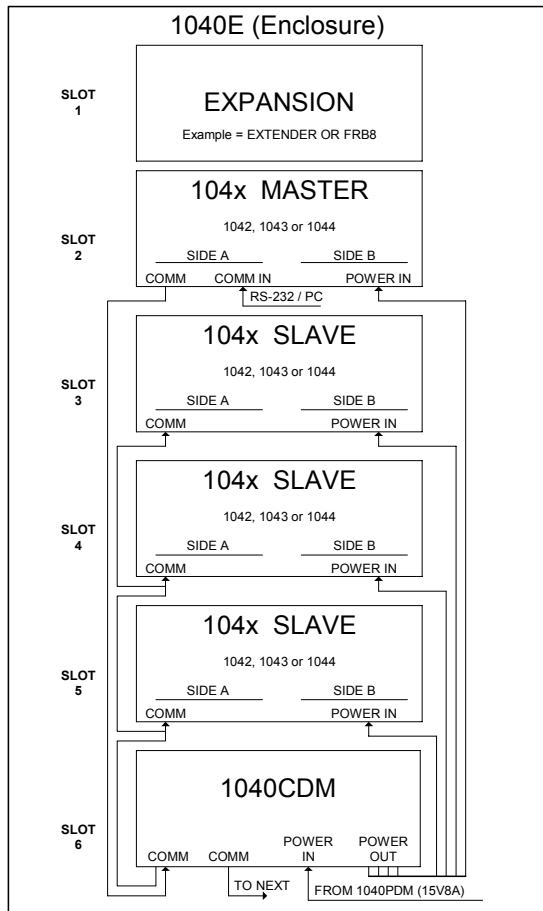
### Outputs

The DSX-1044 has 4 digital (open collector) outputs that have the same programmability and functionality as all other DSX outputs. The on/off state of each output is reflected by their status LEDs. The outputs can be controlled by up to 4 Time Zones, I/O & Card Linking, and Manually from the PC.

### System Power

Each DSX-1044 is powered from an individually fused 12 volt output from the DSX-1040CDM distribution module located in the same DSX-1040E enclosure. The DSX-1040CDM receives power from the DSX-1040PDP Power Distribution Panel. The DSX-1040PDP houses the controller and lock power supplies, backup batteries, and fused power distribution module. The DSX-1040PDP is comprised of a DSX-1040PE Enclosure, an AS-150 15VDC power supply for the Controllers, an AS-150-[15] or [27] for either 12V or 24V locks, and a DSX-1040PDM Power Distribution Module.

# DSX-1044 Basic Architecture



## DSX-1044 Specifications

<b>Size</b>	
DSX-1044	11" W x 4.5" H x 1.5" D
<b>Weight</b>	
DSX-1044	1.2 lb.
<b>Finish</b>	
Black Powder Coat with White Silkscreen on Enclosure and Black Enamel on DSX-1044.	
<b>Temperature</b>	
Operating	32 to 131 F
Storage	-35 to 150 F
<b>Humidity</b>	
Operating	0 to 95%, relative
<b>Power Requirements</b>	
DSX-1044	13.5 VDC @ 550ma from 1040CDM
<b>Inputs</b>	
Supervised	32

2, 3, 4 State Monitoring

**UL Installations require a Tamper Switch to be connected to an Input programmed with a 24hr Time Zone.**

### Outputs

Digital (open collector)	4
Output Ratings	12VDC @ 100ma sinking

### Communication Ports

RS-232 In	1	Master to PC
RS-232 Out	1	Panel to DSX-1040CDM

### Processor

AM186	20Mhz
-------	-------

### RAM/ROM Memory

Flash ROM	512K
Standard RAM	512K

### Warranty

Limited	2 Years
---------	---------

1044/0503.p65

